



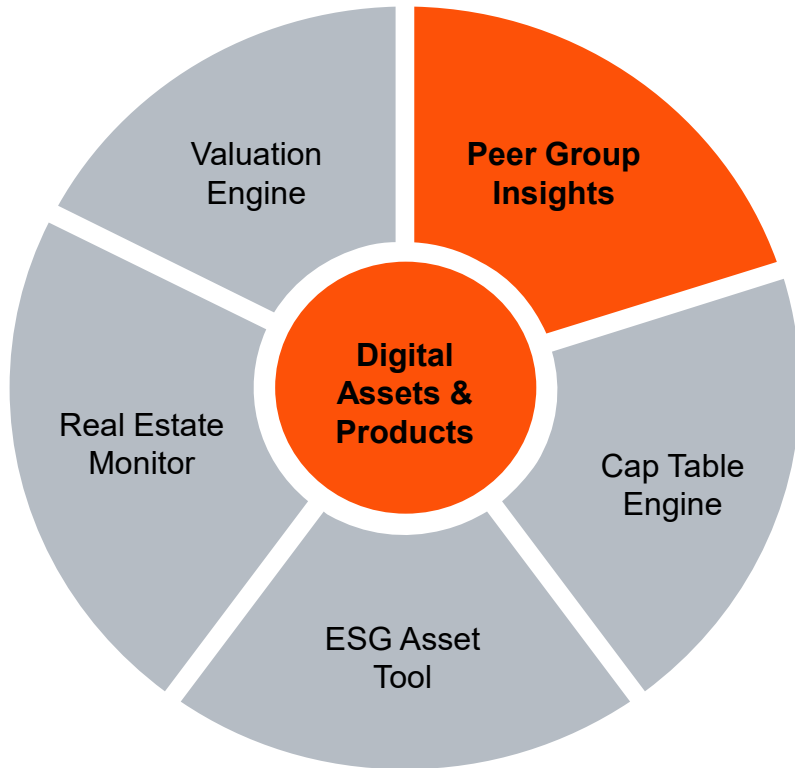
# Peer Group Insights

AI-driven, real-time peer analysis for faster, more accurate valuations

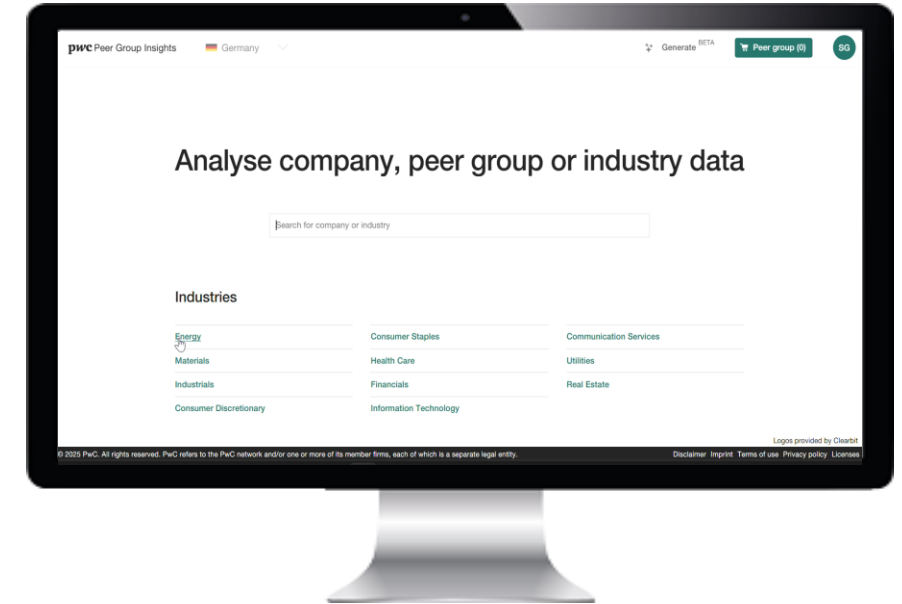
PwC Deals Digital Assets & Products



# Introduction to PwC's Peer Group Insights



**pwc** Peer Group Insights



Peer Group Insights is a digital platform that leverages AI to identify the most relevant peer companies from over 50,000 public firms worldwide. With weekly data quality checks, it delivers reliable, audit-ready reports and instant Excel downloads for efficient capital markets analysis and company valuation

# Key Features of PwC's Peer Group Insights



## AI-Powered Peer Group

Leverages latest embedding model to identify relevant peer companies based on current information



## Global Coverage

Access data on over 50,000 publicly listed companies worldwide, updated weekly followed by continuous health checks, ensuring comprehensive insights



## Enhanced Efficiency

Boosts efficiency by automating valuation KPI derivations, easing compliance with complex regulations by using standardized assumptions, minimizing the time & effort required for auditor coordination.



## Audit Ready with PwC

Easily download audit ready reports based on calculations backed by PwC Experts, ensuring all your reports are standardised

## Client Challenges Addressed

- Time-consuming data collection and modelling
- Outdated or static data sources
- Uncertainty in validating cost of capital assumptions which leads to inefficiencies and conflicting valuations
- Insufficient audit compliance & High coordination effort with auditors
- Complex regulatory requirements (e.g., IFRS, local GAAP)

## Client Personas

01

Mergers & Acquisitions Professionals

02

Corporate Finance Professionals

03

Accounting & Controlling Professionals

# User Journey: Peer Group Insights



## Creation

pwc Peer Group Insights

Germany

Generate <sup>BETA</sup>

Search

Peer group (0)

SG

## Get peer group insights in seconds

Use one of the prompts below as a starting point or formulate your own

Renewable energy companies with medium market capitalisation and strong profitability



Consumer electronics companies based in Southeast Asia with international market presence



Biotech companies specialising in CRISPR technology with active research projects



Provide peer group description...



Generate

Leverage the AI feature to create peer groups



# Calculation

pwc Peer Group Insights Germany Generate BETA Search Peer group (12) SG

Companies Smart peers Beta factors Ratings WACC Multiples Margins Working capital Volatilities

Company Name	Stock Ticker	Sub-Industry	Country	Market	Market Cap (Millions EUR)
Ferrari N.V.	BIT:RACE	Automobile Manufacturers	Italy	Developed	67,598
Stellantis N.V.	BIT:STLAM	Automobile Manufacturers	Netherlands	Developed	21,923
Renault SA	ENXTPA:RNO	Automobile Manufacturers	France	Developed	8,689
Kia Corporation	KOSE:A000270	Automobile Manufacturers	South Korea	Developed	24,492
Hyundai Motor Company	KOSE:A005380	Automobile Manufacturers	South Korea	Developed	28,587
Tesla, Inc.	NasdaqGS:TSLA	Automobile Manufacturers	United States	Developed	845,415
Ford Motor Company	NYSE:F	Automobile Manufacturers	United States	Developed	37,265
General Motors Company	NYSE:GM	Automobile Manufacturers	United States	Developed	43,316
Nissan Motor Co., Ltd.	TSE:7201	Automobile Manufacturers	Japan	Developed	6,766

Access calculations such as Beta Factors, ratings, WACC, Multiples, etc



# Consolidation

pwc Peer Group Insights Germany Generate Search Peer group (12) SG

Public car manufacturers globally. Load peer group Save Download report Reset

\*Save peer group before downloading the report

SETTINGS

Regression currency: EUR  
Valuation date: 05/10/2024  
Tax shield: disabled

Beta debt: disabled  
Working capital: Revenue  
Credit spread type: calculated

Calculated credit spread: 0.85%  
Rating: AAA  
Compound: Annual

Credit spread years: 30  
Flooring equity value (0-100%): disabled  
IFRS 16 leasing adjustments: disabled

[Edit](#)

[Companies](#) [Smart peers](#) [Beta factors](#) [Ratings](#) [WACC](#) [Multiples](#) [Margins](#) [Working capital](#) [Volatilities](#)

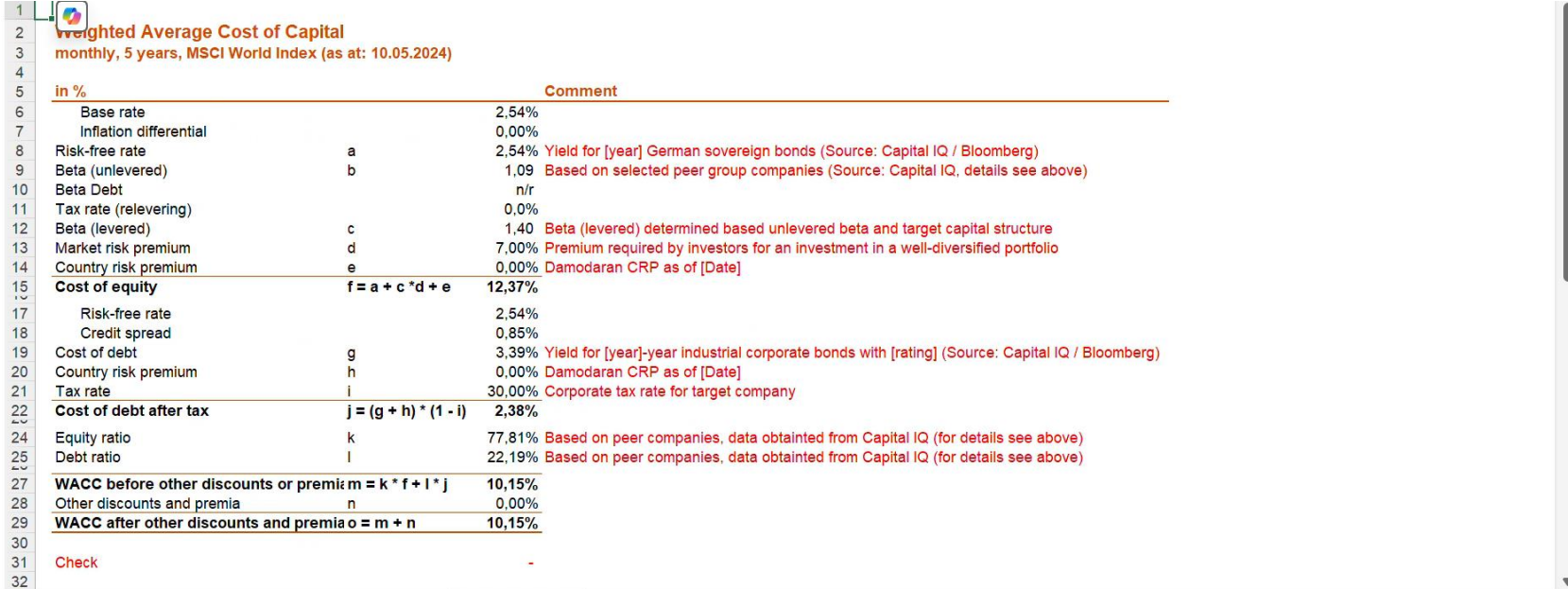
Companies 12 ↓

Company Name	Stock Ticker	Sub-Industry	Country	Market	Market Cap (Millions EUR)
<span>✦</span> Ferrari N.V.	BIT:RACE	Automobile Manufacturers	<span>🇮🇹</span> Italy	Developed	67,598

Save the peers and download the report



# Documentation



**Weighted Average Cost of Capital**  
monthly, 5 years, MSCI World Index (as at: 10.05.2024)

in %		Comment
Base rate		2,54%
Inflation differential		0,00%
Risk-free rate	a	2,54% Yield for [year] German sovereign bonds (Source: Capital IQ / Bloomberg)
Beta (unlevered)	b	1,09 Based on selected peer group companies (Source: Capital IQ, details see above)
Beta Debt		n/r
Tax rate (relevering)		0,0%
Beta (levered)	c	1,40 Beta (levered) determined based unlevered beta and target capital structure
Market risk premium	d	7,00% Premium required by investors for an investment in a well-diversified portfolio
Country risk premium	e	0,00% Damodaran CRP as of [Date]
Cost of equity	$f = a + c * d + e$	12,37%
Risk-free rate		2,54%
Credit spread		0,85%
Cost of debt	g	3,39% Yield for [year]-year industrial corporate bonds with [rating] (Source: Capital IQ / Bloomberg)
Country risk premium	h	0,00% Damodaran CRP as of [Date]
Tax rate	i	30,00% Corporate tax rate for target company
Cost of debt after tax	$j = (g + h) * (1 - i)$	2,38%
Equity ratio	k	77,81% Based on peer companies, data obtained from Capital IQ (for details see above)
Debt ratio	l	22,19% Based on peer companies, data obtained from Capital IQ (for details see above)
WACC before other discounts or premia	$m = k * f + l * j$	10,15%
Other discounts and premia	n	0,00%
WACC after other discounts and premia	$o = m + n$	10,15%

Check -

Front Cover Assumptions Checks **Report\_WACC** Report\_Beta WACC >>> WACC Summary Beta Capital ! ... + : < > 100 %

Excel report with all consolidated findings of the selected peer group



# Service Options for PwC's Peer Group Insights

## Peer Group Insights

### Self Service

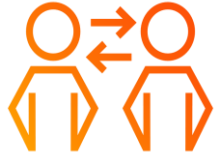
- Direct platform access
- Instant results and downloadable reports
- Independent review and interpretation



### Managed Service

- Personal advisor for setup and ongoing support
- Customized onboarding and training
- Comprehensive onboarding and feedback sessions
- Tailored solutions for complex or unique requirements

# Our approach sticks to your demands and is separated into four phases



## Brainstorming Session

- ✓ Presentation of essential features and benefits of the Peer Group Insights

## Testing Phase

- ✓ Test access to the tool for a defined timespan
- ✓ Regular touch points and ad-hoc meetings

## Feedback Session

- ✓ Feedback sessions to collect user experience
- ✓ Discuss possible customizations

## Access to Peer Group Insights

- ✓ Use the Peer Group Insights for real time peer analysis.
- ✓ Receive ongoing technical and methodological support during the application phase

# Contact the Deals Digital Assets & Products Team



**WP, StB Thorsten Schnieders**  
thorsten.schnieders@pwc.com



**Sainarahari Kalvakalva**  
sainarahari.kalvakalva@pwc.com